



New Zealand Post Superannuation Plan

INFORMATION FOR MEMBERS OF THE NEW ZEALAND POST SUPERANNUATION PLAN

Fund update

Medium Term Fund

For the year ended 31 March 2017.

This update was first made publicly available on 23 June 2017.

What is the purpose of this update?

This document tells you how the Medium Term Fund has performed and what fees were charged. The document will help you to compare the fund with other funds. New Zealand Post Trustees Limited prepared this update in accordance with the Financial Markets Conduct Act 2013 (FMCA). This information is not audited and may be updated.


Description of this fund

The fund invests in a balanced portfolio of growth assets (e.g. shares) and income assets (e.g. fixed interest). Its objective is to achieve returns of 2% above inflation over a 5-year period while keeping the probability of a negative return over a 12-month period (calculated each quarter) at 1 year in 5.

Total value of the fund	\$100,952,373
Number of investors in the fund	1,743
The date the fund started	1 April 1987

What are the risks of investing?

Risk indicator for Medium Term Fund



The risk indicator is rated from 1 (low) to 7 (high). The rating reflects how much the value of the fund's assets goes up and down. A higher risk generally means higher potential returns over time, but more ups and downs along the way.

To help you clarify your own attitude to risk, you can seek financial advice or work out your risk profile at www.sorted.org.nz/tools/investor-kickstarter.

Note that even the lowest category does not mean a risk-free investment, and there are other risks that are not captured by this rating.

This risk indicator is not a guarantee of a fund's future performance. The risk indicator is based on the returns data for the past five years. While risk indicators are usually relatively stable, they do shift from time to time. The risk indicator will continue to be updated in future fund updates.

See the Statement of Investment Policy and Objectives (SIPO) available at www.superplan.co.nz and on the register at www.companiesoffice.govt.nz/disclose for more information about the risks associated with investing in this fund.

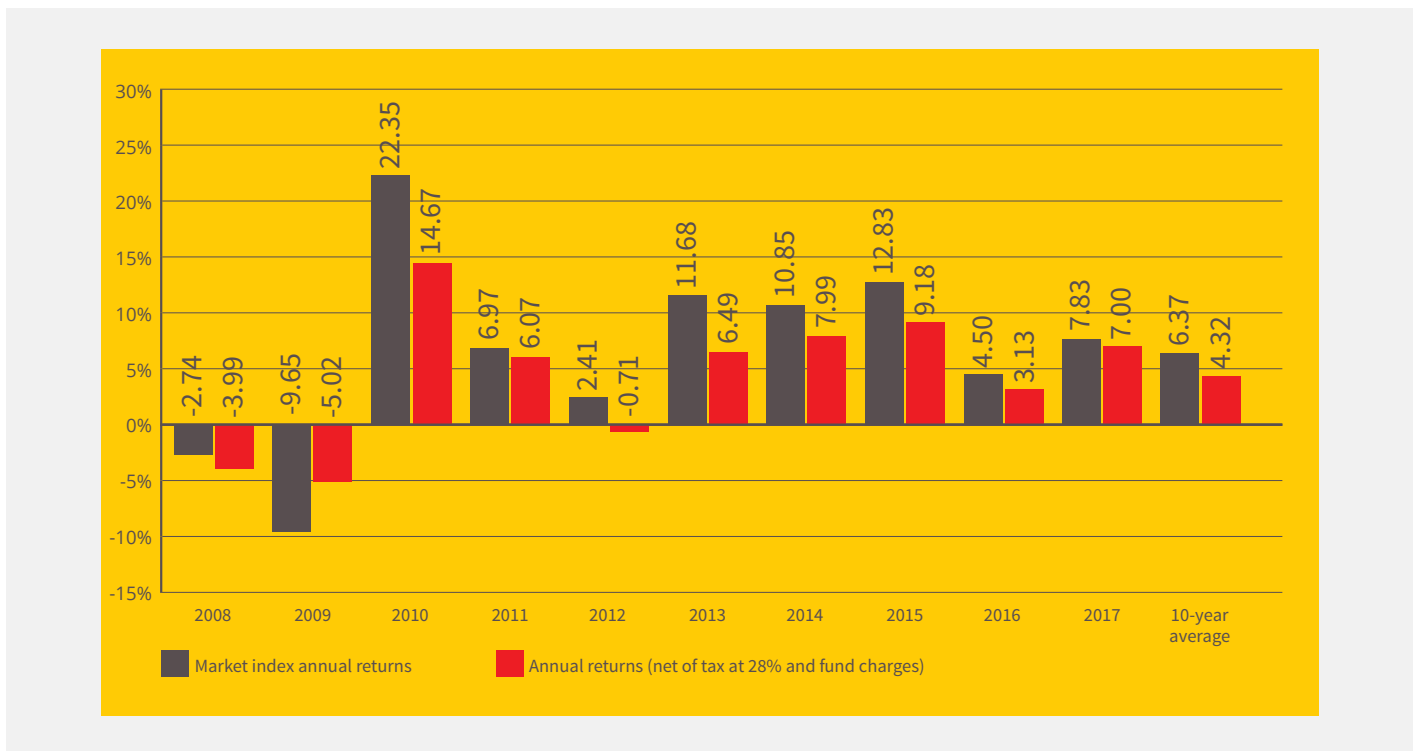
How has the fund performed?

	Average over past 5 years	Past year
Annual return (after deductions for charges and tax at 28%)	6.74%	7.00%
Annual return (after deductions for charges but before tax)	7.53%	7.83%
Market index annual return (reflects no deduction for charges and tax)	9.50%	7.83%

The market index annual return is based on the returns of a composite index. The composite index is made up of the individual asset class benchmark indices used to measure the performance of each underlying fund/asset class into which the fund invests. Accordingly, the market index annual return for each of the funds is a composite return, calculated using the weighted average return of the benchmark indices used to measure the performance of the underlying funds/assets into which each fund invests. The weighting for each benchmark within the composite is equal to the strategic asset allocation weighting for that asset class. This market index return provides a relative measure of the fund's performance.

Further information about the market index is available on the offer register at www.companiesoffice.govt.nz/disclose.

Annual return graph



This shows the return after fund charges and tax for each year ending 31 March for each of the last 10 years ending 31 March 2017. The last bar shows the average annual return for the last 10 years, up to 31 March 2017.

Important: This does not tell you how the fund will perform in the future.

Returns in this update are after tax at the highest prescribed investor rate (PIR) of tax for an individual New Zealand resident. Your tax may be lower.

What fees are investors charged?

Investors in the Medium Term Fund are charged fund charges. In the year to 31 March 2017 these were:

	% of net asset value
Total fund charges*	0.67%
Which are made up of:	
Total management and administration charges	0%
Including -	
Manager's basic fee	0%
Other management and administration charges	0.65%
Total performance-based fees	0.02%

*Fund charges are expected to be lower by approximately 0.05% in subsequent years as the legal and consultancy costs associated with the transition to the FMCA were one-off in nature.

	Dollar amount per investor or description of how charge is calculated
Other charges	N/A

Small differences in fees and charges can have a big impact on your investment over the long term.

Example of how this applies to an investor

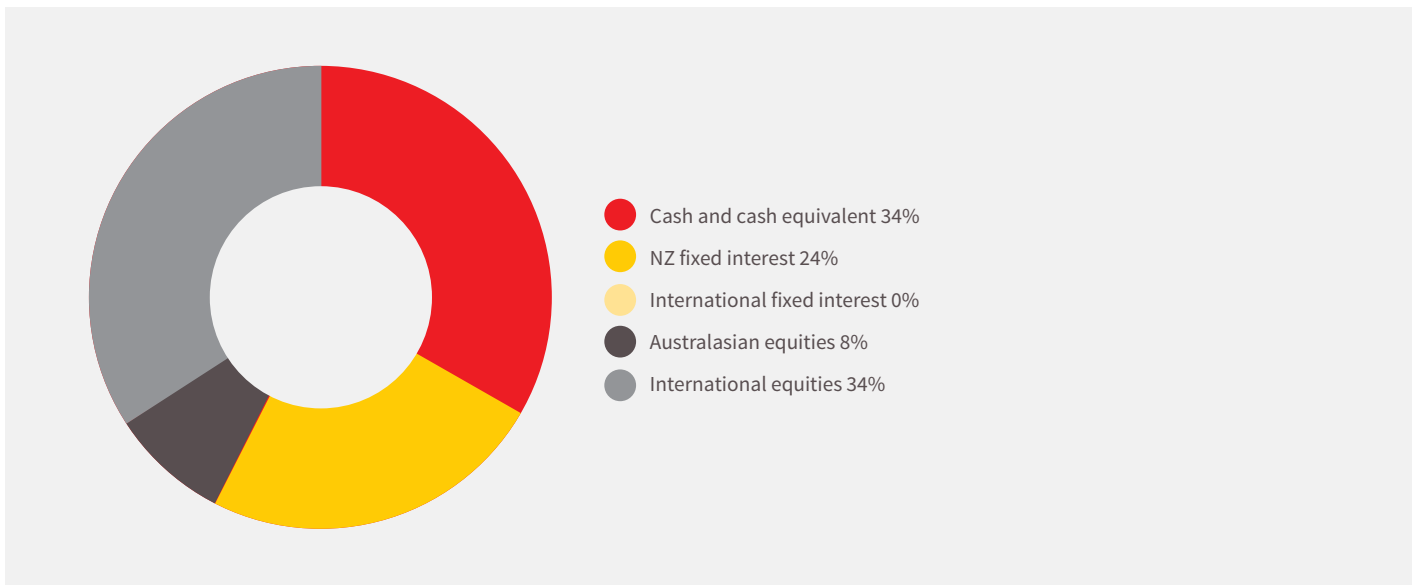
Mary had \$10,000 in the fund at the start of the year and did not make any further contributions. At the end of the year, Mary received a return after fund charges were deducted of \$783 (that is 7.83% of her initial \$10,000). Mary also paid \$0 in other charges. This gives Mary a total return after tax of \$700 for the year.

This example is based on a hypothetical investor paying tax at the highest prescribed investor rate that applied throughout the period.

What does the fund invest in?

This shows the types of assets that the fund invests in.

Actual investment mix



Target investment mix

Asset type	Allocation
Cash and cash equivalents	15%
New Zealand fixed interest	25%
International fixed interest	10%
Australasian equities	10%
International equities	40%
Listed property	-
Unlisted property	-
Commodities	-
Other	-
Unknown	-

Top 10 investments

Asset name	% of fund net assets	Type	Country	Credit rating
iShares MSCI ACWI ETF	17.05%	International equities	USA	N/A
Vanguard Total World Stock ETF	16.89%	International equities	USA	N/A
Term Deposit – ASB	9.17%	Cash and cash equivalents	NZ	AA-
Term Deposit – Westpac	7.73%	Cash and cash equivalents	NZ	AA-
Cash on Call – Kiwibank	7.15%	Cash and cash equivalents	NZ	A
New Zealand Government Bond 05/21 Maturity	6.83%	New Zealand fixed interest	NZ	AA+
New Zealand Government Bond 12/17 Maturity	4.64%	New Zealand fixed interest	NZ	AA+
New Zealand Government Bond 04/23 Maturity	4.61%	New Zealand fixed interest	NZ	AA+
Term Deposit – Kiwibank	3.59%	Cash and cash equivalents	NZ	A
Kiwibank Limited 12/19 FRN	2.00%	New Zealand fixed interest	NZ	AA-

The total value of the above 10 individual assets is 79.67% of the net asset value of the fund.

International fixed interest investments are subject to full currency hedging. The international equity benchmark is subject to 50% currency hedging. Further details and additional information is available in the Statement of Investment Policy and Objectives (SIPO) at www.superplan.co.nz and on the register at www.companiesoffice.govt.nz/disclose.

Key personnel

Name	Current position	Time in current position	Previous or other current position (if relevant)	Time in previous or other position
Alan Dunn	Chair, New Zealand Post Trustees Limited	5 months	Plan Trustee	3 years
Anna Kenny	Director, New Zealand Post Trustees Limited and Licensed Independent Trustee	5 months	Plan Trustee	13 years
George Collins	Director, New Zealand Post Trustees Limited	5 months	Plan Trustee	3 years
Jennifer Newman	Director, New Zealand Post Trustees Limited	5 months	Plan Trustee	1 year
Peter Taylor	Director, New Zealand Post Trustees Limited	5 months	Plan Trustee	2 years
Richard Dellabarca	Director, New Zealand Post Trustees Limited	5 months	Plan Trustee	1 year
Sarah Graydon	Director, New Zealand Post Trustees Limited	5 months	Plan Trustee	4 years

Further information

You can also obtain this information and some additional information from the offer register at www.companiesoffice.govt.nz/disclose.



Any questions, give us a call on our helpline 0800 NZP SAVE (0800 697 728 – choose option 1)